

Precision ACA leakage current, True RMS

ACA LEAKAGE TESTER

Model : DL-9954

ISO-9001, CE, IEC1010



FEATURES

- * High precision mA leakage measurement.
- * ACA 40 mA x 0.01 mA
- * ACA 400 mA x 0.1 mA
- * ACA 40 A, 120 A.
- * True RMS
- * AC voltage, DC voltage.
- * Ohms, Diode, Continuity beeper, hold.
- * LCD display.
- * DC 1.5V battery (UM-3, AA) x 2 PCs.



Lutron

LUTRON ELECTRONIC

The Art of Measurement

ACA LEAKAGE TESTER

Model : DL-9954

FEATURES




* High precision AC mA measurement, it is useful for AC mA leakage current measurement.
* Measure AC mA on the inductive conductor.
* Design meet IEC 1010 CATIII 600V safety requirement.
* 4000 counts, auto range and multi-functions.
* Measurement for ACA, ACV, DCV, Ohms, Diode, Continuity beeper.
* True RMS measuring reading for ACV and ACA function.
* Two AC leakage current range : 40 mA, 400 mA .
* Two AC current range : 40 A, 120 A.
* Data hold.
* Relative measurement.
* Crystal time base, high quality.
* LCD display allows clear readout-out even at high ambient light level.
* LSI circuit provides high reliability and durability.
* Overload protection circuit is provided for all range.
* Compact & heavy duty ABS housing fireproof plastic case.


GENERAL SPECIFICATIONS

Display	10.8 mm (0.39") LCD, 3 1/2 digits, Max. indication 4000.
Measurement Range	ACA, ACV, DCV, Ohms, Diode, Continuity beeper, Relative.
Polarity	Automatic Switching, " - " indicates negative polarity.
Over-input	Indication of " OL ".
Sampling Time	Approx. 0.35 second.
Battery	2 x 1.5 V AA (UN-3) batteries.
Operating Temperature	0 to 50 °C (32 to 122 °F).
Operating Humidity	Less than 80% RH.
Weight	251 g/0.55 LB (including battery).
Dimension	HWD : 191 x 64.5 x 36.1 mm (7.5 x 2.5 x 1.4 inch)
Max. Jaw Open Size	22.3 mm (0.88 inch) Dia.
Accessories Included	Operation manual..... 1 PC. Test lead (red & black)..... 1 PC.

Optional Accessories	Carrying case, CA-52A Light Adapter Anemometer Adapter Pressure Adapter Humidity Adapter Tachometer Adapter Sound level Adapter High Voltage Probe.
----------------------	--

ELECTRICAL SPECIFICATIONS (23± 5 °C)

Function	Range	Reso- lution	Accuracy	Overload Protection
DCV ACV (true rms)	400 mV DC only	0.1 mV	± (0.5 % + 2d)	 AC/DC 600V
	4 V	0.001V	DCV : ± (1 % + 2d)	
	40 V	0.01V	ACV : ± (1.2 % + 5d)	
	400 V	0.1 V		
ACA (true rms)	40 mA	0.01mA	± (1.5 % + 3d)	 AC 120 A
	400 mA	0.1mA		
ACA (true rms)	40 A	0.01 A	± (1.5 % + 3d)	 AC 120 A
	120 A	0.1 A		
Remark	* True RMS measuring reading for ACV and ACA function. * Input impedance for ACV & DCV range is 10 Meg ohm. * ACA, ACV frequency response is from 40 to 1 KHz. * ACA, ACV specification be tested on sine wave 50/60 Hz.			

Function	Range	Reso- lution	Accuracy	Overload Protection
Ohms	400 ohm	0.1 ohm	± (1 % + 5d)	 AC / DC 400 V
	4 K ohm	1 ohm		
	40 K ohm	10 ohm		
	400 K ohm	100 ohm		
	4 M ohm	1 K ohm		
	40 M ohm	10Kohm	± (3.5 % + 5d)	
Diode	Short/non conductance, good/defect test.			
Continuity	If measuring resistance is less than 10 ohm, the beeper will sound .			

* Appearance and specifications listed in this brochure are subject to change without notice.

0603-DL9954